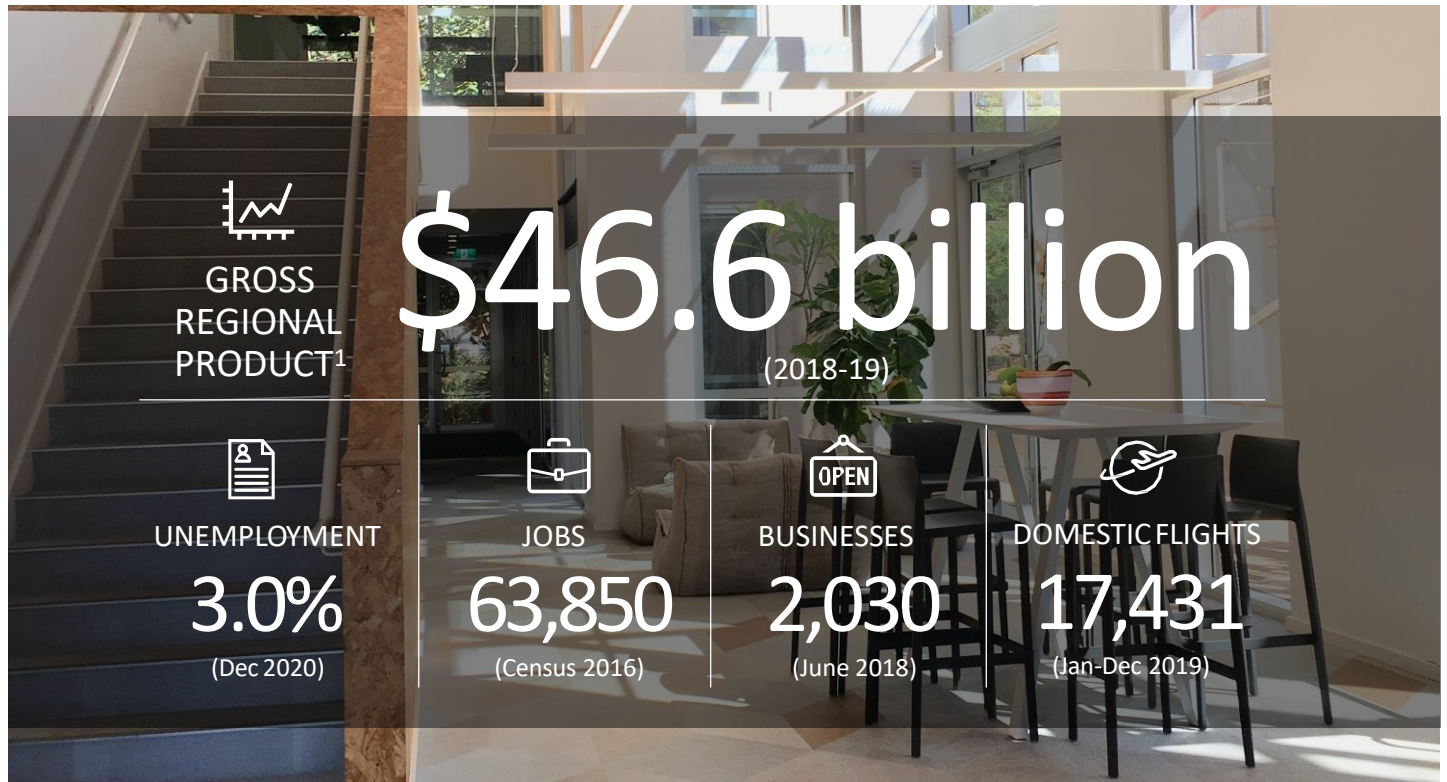


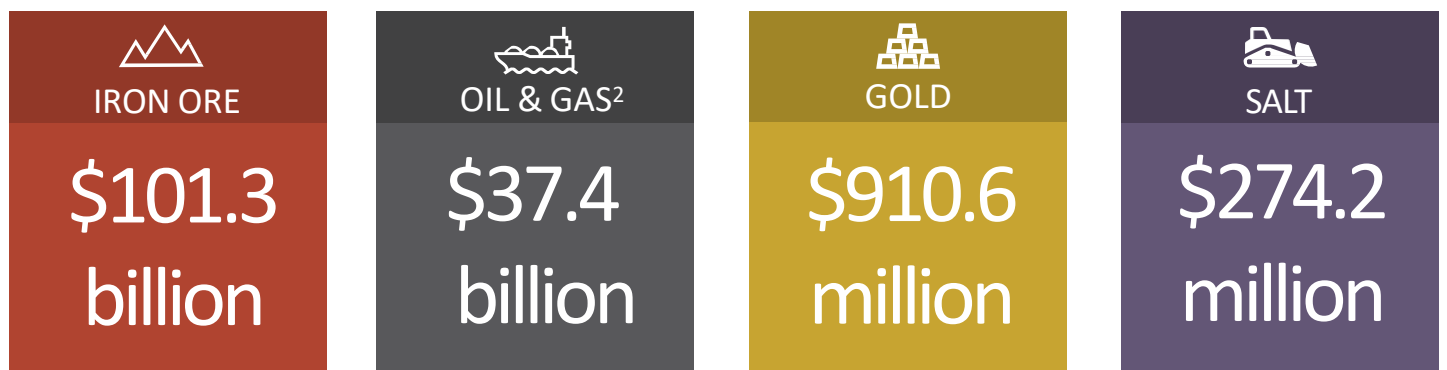
PILBARA ECONOMIC SNAPSHOT

Edition 3, September 2020



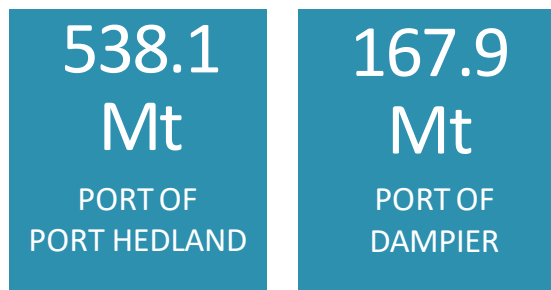
TOTAL SALES

(2019-20)




PORTS

Throughput (2019-20FY)



TOP 3 EMPLOYERS

(Census 2016)



¹ Gross Regional Product (GRP) is the net measure of wealth generated by the region. GRP is measured here by using the incomes approach, where all incomes earned by individuals (wages and salaries), firms (gross operating surplus) and governments (taxes on products or services) are added.

² Total for Pilbara and Offshore as reported by Department of Mines, Industry and Regulation and Safety

Sources: Australian Bureau of Statistics Census 2011 and 2016, REMPLAN, Pilbara Ports Authority (News, Media and Statistics), Department of Jobs, Tourism, Science and Innovation (Economic Profile June 2020) and Department of Mines, Industry Regulation and Safety (2019-20 Spatial and regional resources data), Department of Primary Industries and Regional Development (Regional Price Index 2019), www.seek.com.au. Refer to REMPLAN profiles at www.pdc.wa.gov.au for more detail.

Image: The Web, courtesy of Port Hedland Chamber of Commerce and Industry

INDUSTRY OUTPUT³

(June 2019)



Region	GRP	GRP per capita	Jobs	Jobs vacancies (June 2020)	Unemployment rate (Dec 2019)
Gascoyne	\$1.5bn	\$159,185	4,623	62	8.6%
Goldfields-Esperance	\$18.0bn	\$326,554	31,412	626	4.2%
Great Southern	\$4.1bn	\$67,398	25,042	127	3.3%
Kimberley	\$3.0bn	\$83,301	15,084	173	16.2%
Mid-West	\$8.2bn	\$152,828	25,132	166	8.3%
Peel	\$9.2bn	\$65,766	37,641	185	6.2%
Pilbara	\$46.6bn	\$755,414	63,850	1,101	3.0%
South West	\$14.2bn	\$79,594	71,633	532	4.5%
Wheatbelt	\$7.1bn	\$96,168	29,594	159	3.4%

³ Output is a modelled figure which represents the gross revenue generated by businesses in each industry sector within a defined region. Total revenue is spread across a business's operations and allocated proportionately based on where jobs are located.

As publishers of this report the Pilbara Development Commission makes every reasonable effort to ensure the accuracy of all information in the report. Nevertheless, we are unable to guarantee the accuracy of all information contained. We take no responsibility and will not be liable either in contract for negligence or in any other way for any errors, act or omissions, which may occur in relation to the report. No person should act on the basis of any matter contained in this document without considering and, if necessary, taking appropriate professional advice.



Keep up to date by following us at www.linkedin.com/company/pilbara-development-commission

pdcc@pdcc.wa.gov.au | www.pdcc.wa.gov.au